



in f @ t v

2020 UNIVERSITY POPULATION STUDY

www.pronicaragua.gob.ni



INDEX

Introduction	2
University Population Summary	4
Main Results in Undergraduate Studies	5
<i>Economy and Business</i>	7
<i>Engineering and Architecture</i>	8
<i>Medical Sciences</i>	9
<i>Education Sciences</i>	11
<i>Political and Legal Sciences</i>	11
<i>Agricultural</i>	12
Main Results in Postgraduate Studies	13
<i>Medical Sciences</i>	15
<i>Economy and Business</i>	16
<i>Engineering and Architecture</i>	17
<i>Education Sciences</i>	18
<i>Political and Legal Sciences</i>	19
<i>Agricultural</i>	20
Advanced Technician	21
Historical Analysis	23
Conclusive Analysis	25

INTRODUCTION

PRONicaragua's mission is to position Nicaragua as an attractive destination for private investment and facilitate the establishment and growth of companies in the country. As part of this mission, the Agency has developed this study to analyze the student population in the different universities nationwide, based on the importance that the quality of human resources has for potential investors.

To carry out this study, all higher education institutions recognized by the National Council of Universities (CNU) were invited to participate. Of a total of 58 universities invited, 23 submitted their information, which represents 39.6 percent of national coverage in terms of number of universities. It is worth mentioning that the information

contained and interpreted in this report does not in any way constitute an official position of the governing bodies of the educational system. Rather, it is a compilation and analysis exercise carried out by PRONicaragua as part of its mission, for which the Agency states that the figures contained therein do not constitute official figures or data.

The participating institutions shared their statistical data for the 2020 school year, which included the total number of students enrolled, graduates and bachelors by career, obtaining the following global results:

Academic:

- *Enrolled students: 118,402; Graduate students¹: 10,568; and Bachelors: 11,021.*

Advanced technician:

At the advanced technical level, six universities responded that they offer this modality, which shared their statistical data for the 2020 school year, obtaining the following global results:

- *Enrolled students: 4495; Graduate students: 814; and Licensed students: 443.*

¹ Graduate student: is one who has successfully completed the study program or academic curriculum; but does not have a university degree due to not meeting the graduation requirements, be it a thesis or an exam.

The enrolled students comprise both new enrollment (1st year) and active students in the different years, from 2nd to 4th year or from 2nd to 5th year, depending on the academic institution.

For the consolidation of the information and comparative analysis, the different careers were classified into 8 general areas of study, which are detailed below:

• ***Economy and business:***

It includes all the Economic Sciences and all the specific areas within the Business Administration (Marketing, Finance, Tourism, etc.)

• ***Engineering and Architecture:***

It includes all the careers related to Computer Science, Technology, Engineering and Architecture, both general and applied.

• ***Medical Sciences:***

Includes Medicine, Dentistry, Pharmacy, Laboratory, and professional Nursing careers.

• ***Political and Legal Sciences:***

It covers the careers included in Law, International Relations, Diplomacy, among others.

• ***Education Sciences:***

Social Sciences, Education Sciences, Humanities, Languages, among others.

• ***Agricultural:***

Includes all careers related to the Agricultural sector (Agribusiness, Agricultural Engineering, Veterinary Medicine, Animal Husbandry, among others).

• ***Advanced Technician:***

These careers are generally taught in less than four years and comprise a wide variety of combinations, including Business Administration, Engineering careers, Medical Sciences careers such as Nursing, Labor Law careers, among others. These careers are always differentiated by the universities when specifying them as advanced technician.

• ***Other areas of study:***

Includes Communication Sciences, Aesthetics, among others.

UNIVERSITY POPULATION SUMMARY

By 2020, 55.3 percent of enrolled students are female and 44.7 percent male. In addition, it was identified that 25.4 percent of registered students correspond to the area of Economics and Business, 20.9 percent to Engineering and Architecture and 19.2 percent to Medical Sciences.

By segmenting the enrolled student population by departments, it was possible to determine that Managua has 45 percent of the total enrolled, followed by the departments of León and Matagalpa with 18.7 percent and 6.6 percent respectively.

Students by situation in 2020 (number and percentage)						
Area	Number of students			%		
	Male	Female	Total	Male	Female	Total
Enrolled	52,876	65,526	118,402	44.7%	55.3%	100.0%
Graduate Students	4,514	6,054	10,568	42.7%	57.3%	100.0%
Bachelors	4,326	6,695	11,021	39.3%	60.7%	100.0%

Source: PRONicaragua.

In relation to the bachelors of the year 2020, it was determined that 60.7 percent of these are female and that the areas of study with the highest number of graduates were: Education Sciences with 26.9 percent, followed by Economics and Business with 25.1 percent, and Medical Sciences

with 18 percent. The departments with the highest number of graduates reported for 2020 were: Managua with 45.5 percent, León with 14.1 percent and Estelí with 9.7 percent.

MAIN RESULTS IN UNDERGRADUATE STUDIES

At the end of 2020, 118,402 students were registered in the different study areas of the 23 participating universities.

A total of 21,589 students completed their study program; of these, 11,021 obtained their bachelor's degree and 10,568 remained in graduate status.

Students by Study Area in 2020 (number and percentage)						
Area	Number of students			%		
	Enrolled	Graduate Students	Bachelors	Enrolled	Graduate Students	Bachelors
Economy and Business	30,131	2,753	2,761	25.4%	26.1%	25.1%
Engineering and Architecture	24,694	2,077	1,756	20.9%	19.7%	15.9%
Medical Sciences	22,739	1,917	1,983	19.2%	18.1%	18.0%
Education Sciences	22,004	2,028	2,967	18.6%	19.2%	26.9%
Agricultural	9,720	930	838	8.2%	8.8%	7.6%
Political and Legal Sciences	5,119	483	339	4.3%	4.6%	3.1%
Other areas of study	3,995	380	377	3.4%	3.6%	3.4%
Total	118,402	10,568	11,021	100%	100%	100%

Source: PRONicaragua.

By segmenting the enrollment population by department, it was found that the department of Managua had the highest number of students, both enrolled and graduated, representing 45 percent and 45.5 percent, respectively. The second department with the highest number of enrolled

and graduated students was León with 18.7 percent and 14.1 percent respectively; For its part, Río San Juan is the department with the lowest number of enrolled and graduated students.

Students by Department of Study in 2020 (number and percentage)						
Department	Number of students			%		
	Enrolled	Graduate Students	Bachelors	Enrolled	Graduate Students	Bachelors
Managua	53,233	4,982	5,017	45.0%	47.1%	45.5%
León	22,188	1,460	1,554	18.7%	13.8%	14.1%
Matagalpa	7,825	823	790	6.6%	7.8%	7.2%
Estelí	6,735	718	1,071	5.7%	6.8%	9.7%
Carazo	6,170	756	810	5.2%	7.2%	7.3%
Chontales	5,400	491	621	4.6%	4.6%	5.6%
Jinotega	4,389	274	103	3.7%	2.6%	0.9%
Madriz	2,807	206	138	2.4%	1.9%	1.3%
RACCN	2,489	314	321	2.1%	3.0%	2.9%
Masaya	2,189	74	120	1.8%	0.7%	1.1%
Chinandega	2,177	135	82	1.8%	1.3%	0.7%
RACCS	1,860	228	238	1.6%	2.2%	2.2%
Boaco	578	96	96	0.5%	0.9%	0.9%
Río San Juan	362	11	60	0.3%	0.1%	0.5%
Total	118,402	10,568	11,021	100.0%	100.0%	100.0%

Source: PRONicaragua.

In Managua, the areas of Engineering and Architecture, Economics and Business, and Medical Sciences are the ones with the greatest relevance with 30.4 percent, 23.3 percent, and 17.7 percent of the enrolled students,

respectively. On the other hand, in León the areas of Economics and Business stand out with 6,227 registered students, Education Sciences, and Medical Sciences with 5,186 and 4,987 registered students, respectively.

Students by Study Area in 2020 (number)								
Department/ Area	Agricultural	Education Sciences	Medical Sciences	Political and Legal Sciences	Economy and Business	Engineering and Architecture	Other areas of study	Total
Managua	4,481	5,814	9,446	2,728	12,246	16,202	2,316	53,233
León	1,435	5,186	4,987	1,263	6,227	2,767	323	22,188
Matagalpa	767	1,291	1,306	350	2,879	979	253	7,825
Estelí	506	1,609	523	98	1,802	1,904	293	6,735
Carazo	145	1,162	1,745	270	1,874	868	106	6,170
Chontales	887	1,051	734	28	1,584	998	118	5,400
Jinotega	203	2,011	1,257	104	814	0	0	4,389
Madriz	132	1,164	825	199	362	125	0	2,807
RACCN	207	586	333	0	802	403	158	2,489
Masaya	0	503	856	79	658	93	0	2,189
Chinandega	193	798	631	0	451	0	104	2,177
RACCS	339	634	30	0	325	307	225	1,860
Boaco	425	0	0	0	105	48	0	578
Río San Juan	0	195	66	0	2	0	99	362
Total	9,720	22,004	22,739	5,119	30,131	24,694	3,995	118,402

Source: PRONicaragua.

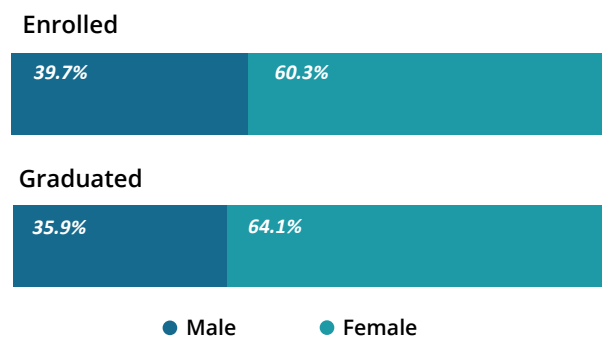
Economy and Business

The area of Economy and Business had a total of 30,131 students enrolled for 2020, of which 57.9 percent correspond to the careers of Business Administration and Public Accounting. Likewise, this area graduated 2,761 students, with Business Administration being the most representative and International Business the least.

Undergraduate Students in the Economy and Business Area by Career type in 2020 (number of students)						
Career Type	Enrolled	%	Graduate Students	%	Bachelors	%
Business Administration	8,900	29.5%	752	27.3%	877	31.8%
Accounting	8,572	28.4%	940	34.1%	811	29.4%
Marketing	4,921	16.3%	362	13.1%	384	13.9%
Economy	2,204	7.3%	161	5.8%	197	7.1%
Finances	2,087	6.9%	289	10.5%	254	9.2%
Tourism	1,822	6.0%	121	4.4%	108	3.9%
International Business	383	1.3%	33	1.2%	81	2.9%
Other careers	1,242	4.1%	95	3.5%	49	1.8%
Total	30,131	100.0%	2,753	100.0%	2,761	100.0%

Source: PRONicaragua.

Enrolled and Graduated by Gender



Source: PRONicaragua.

When carrying out the analysis of enrollees and graduates by gender, it can be observed that the area of Economics and Business was mainly made up of the female gender with 60.3 percent of the total enrolled and with 64.1 percent of the graduates. For its part, the male gender represented 39.7 percent of those enrolled and 35.9 percent of graduates.

Engineering and Architecture

The Engineering and Architecture majors had 24,694 students enrolled for 2020. Of which 1,756 students graduated, being Systems Engineering, Civil Engineering, and Industrial Engineering those that achieved the highest number of graduated students (66.3% of the total).

Undergraduate Students in the Area of Engineering and Architecture by Career type in 2020
(number of students)

Career Type	Enrolled	%	Graduate Students	%	Bachelors	%
Systems Engineering	5,277	21.4%	443	21.3%	311	17.7%
Civil Engineering	4,786	19.4%	491	23.6%	442	25.2%
Industrial Engineering	4,696	19.0%	319	15.4%	411	23.4%
Architecture	2,257	9.1%	110	5.3%	125	7.1%
Computing Engineering	1,483	6.0%	178	8.6%	81	4.6%
Electronic Engineering	1,222	4.9%	124	6.0%	47	2.7%
Electric Engineering	878	3.6%	73	3.5%	32	1.8%
Other careers	4,095	16.6%	339	16.3%	307	17.5%
Total	24,694	100.0%	2,077	100.0%	1,756	100.0%

Source: PRONicaragua.

Enrolled and Graduated by Gender

Enrolled



Graduated



● Male ● Female

Source: PRONicaragua.

The Engineering and Architecture area was mostly made up of the male gender, representing 70.7 percent of enrolled students and 65.8 percent of graduates. For its part, the female gender represented 29.3 percent of enrolled students and 34.2 percent of graduates.

Medical Sciences

The Medical Sciences area had a total of 22,739 enrolled students and 1,983 graduate students for the year 2020. The Medicine career is the one with the highest number of graduates with 34.8 percent of the total, followed by the Nursing career with 19.7 percent.

Undergraduate Students in the Area of Medical Sciences by Career type in 2020
(number of students)

Career Type	Enrolled	%	Graduate Students	%	Bachelors	%
Medicine	6,749	29.7%	576	30.0%	691	34.8%
Nursery	6,663	29.3%	489	25.5%	390	19.7%
Psychology	3,063	13.5%	312	16.3%	274	13.8%
Pharmacy	2,234	9.8%	139	7.3%	196	9.9%
Dentistry	1,638	7.2%	147	7.7%	132	6.7%
Clinical Bioanalysis	1,012	4.5%	120	6.3%	135	6.8%
Other careers	1,380	6.1%	134	7.0%	165	8.3%
Total	22,739	100.0%	1,917	100.0%	1,983	100.0%

Source: PRONicaragua.

Enrolled and Graduated by Gender

Enrolled



Graduated



● Male ● Female

Source: PRONicaragua.

The area of Medical Sciences was made up mostly of the female gender, with 72.2 percent of the total enrolled students and 72.2 percent of the graduates. For its part, the male gender represented 27.8 percent of the enrolled students and 27.8 percent of the total graduates.

Education Sciences

In the area of Education Sciences, a total of 22,004 students and a total of 2,967 graduated students were registered. The English career is the one that had the highest number of enrolled in 2020 with 24.6 percent of the total. On the other hand, the Natural Sciences career is the one that obtained the highest number of graduate students, representing 19.5 percent of all graduates.


**Undergraduate Students in the Area of Education Sciences by Career type in 2020
(number of students)**

Career Type	Enrolled	%	Graduate Students	%	Bachelors	%
English	5,417	24.6%	384	18.9%	451	15.2%
Natural Sciences	3,345	15.2%	378	18.6%	579	19.5%
Pedagogy	3,086	14.0%	344	17.0%	572	19.3%
Language and Literature	2,808	12.8%	374	18.4%	551	18.6%
Physics-Mathematics	2,380	10.8%	215	10.6%	359	12.1%
Social Sciences	1,946	8.8%	149	7.3%	195	6.6%
Informatics and technology	327	1.5%	27	1.3%	34	1.1%
History and Geography	228	1.0%	22	1.1%	17	0.6%
Education	23	0.1%	0	0.0%	0	0.0%
Other areas	2,444	11.1%	135	6.7%	209	7.0%
Total	22,004	100.0%	2,028	100.0%	2,967	100.0%

Source: PRONicaragua.

Enrolled and Graduated by Gender

Enrolled



Graduated



● Male ● Female

Source: PRONicaragua.

The Education Sciences were made up mostly of the female gender, who represented 64.1 percent of the enrolled students and 69.8 percent of the graduates. For its part, the male gender represented 35.9 percent of enrolled students and 30.2 percent of graduates.

Political and Legal Sciences

The Political and Legal Sciences had a total of 5,119 enrolled students and 339 graduate students in 2020. It is worth mentioning that the Law career is the one with the highest demand with a total of 3,976 enrolled students and 241 graduates.

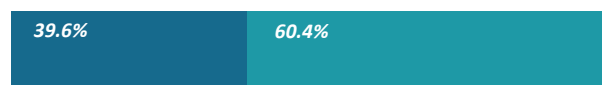
Undergraduate Students in the Area of Political and Legal Sciences by Career type in 2020
(number of students)

Career Type	Enrolled	%	Graduate Students	%	Bachelors	%
Law	3,976	77.7%	381	78.9%	241	71.1%
International Relations	1,118	21.8%	102	21.1%	92	27.1%
Political Science	25	0.5%	0	0.0%	6	1.8%
Total	5,119	100.0%	483	100.0%	339	100.0%


Source: PRONicaragua.

Enrolled and Graduated by Gender

Enrolled



Graduated



● Male ● Female

Source: PRONicaragua.

The Political and Legal Sciences were made up mostly by the female gender, representing 60.4 percent of the enrolled students and 62.5 percent of the graduates. For its part, the male gender represented 39.6 percent of enrolled students and 37.5 percent of graduates.

Agricultural

In the Agricultural study area, a total of 9,701 enrolled students and a total of 838 graduate students were reported for the year 2020. The specialization that stood out the most was that of Agronomy with 28.8 percent of the enrolled students. Regarding graduate students, the most outstanding career was Environmental and Forestry with 31.6 percent.

Undergraduate students in the Agricultural Area by Career type in 2020
(number of students)

Career Type	Enrolled	%	Graduate Students	%	Bachelors	%
Agronomy	2,794	28.8%	326	35.1%	217	25.9%
Veterinarian	2,070	21.3%	131	14.1%	83	9.9%
Environment and Forestry	1,902	19.6%	195	21.0%	265	31.6%
Agroindustry	914	9.4%	88	9.5%	105	12.5%
Animal Science	707	7.3%	64	6.9%	29	3.5%
Agribusiness	601	6.2%	70	7.5%	59	7.0%
Other areas	548	5.6%	32	3.4%	51	6.1%
Agro ecology	165	1.7%	23	2.5%	29	3.5%
Total	9,701	100%	929	100%	838	100%

Source: PRONicaragua.

Enrolled and Graduated by Gender

Enrolled



Graduated



● Male ● Female

Source: PRONicaragua.

It can be observed that the Agricultural sector was composed mainly of the male gender, representing 60.3 percent of the enrolled students and 61.2 percent of the graduates. For its part, the female gender represented 39.7 percent of those enrolled and 38.8 percent of graduates.

MAIN RESULTS IN POSTGRADUATE STUDIES

At the end of 2020, 4,225 students were enrolled in postgraduate studies. By area of study, Economy and Business stand out with a total of 38.1 percent of enrolled students and 39.1 percent of graduates; and the area of Medical Sciences with a total of 27 percent of enrolled students and 34.5 percent of graduates.

Postgraduate Students by Area of Study in 2020 (number and percentage)				
Area	Number of students		%	
	Enrolled	Graduates	Enrolled	Graduates
Economy and Business	1,611	667	38.1%	39.1%
Medical Science	1,141	589	27.0%	34.5%
Education Science	862	154	20.4%	9.0%
Engineering and Architecture	274	138	6.5%	8.1%
Other study areas	210	91	5.0%	5.3%
Agricultural	69	34	1.6%	2.0%
Political and Legal Science	58	34	1.4%	2.0%
Total	4,225	1,707	100.0%	100.0%

Source: PRONicaragua.

By segmenting the enrollment population by department, according to the universities that reported, it was found that the department of Managua had the highest number of students, both enrolled and graduated, representing 75.2 percent and 77.2 percent, respectively. The second department with the highest number of enrolled students and graduates was León with 14.9 percent and 15.6 percent respectively.

Students by Department of Study in 2020
(number and percentage)

Department	Enrolled	%	Graduates	%
Managua	3,177	75.2%	1,317	77.2%
León	631	14.9%	266	15.6%
Matagalpa	121	2.9%	87	5.1%
Estelí	90	2.1%	9	0.5%
RACCN	62	1.5%	0	0.0%
Carazo	56	1.3%	15	0.9%
RACCS	47	1.1%	5	0.3%
Chontales	41	1.0%	8	0.5%
Total	4,225	100.0%	1,707	100.0%

Source: PRONicaragua.

Master's Degrees and specializations are the levels with the highest number of students enrolled with 51.5 percent and 21.6 percent respectively. Regarding graduates, the levels

with the highest participation are Master's Degrees with 35 percent and specializations with 28.9 percent.

Postgraduate Students by type and situation of study in 2020
(number and percentage)

Level	Enrolled	%	Graduates	%
Master's Degree	2,176	51.5%	597	35.0%
Specialization	911	21.6%	494	28.9%
Postgraduate Degree	610	14.4%	417	24.4%
Diploma	275	6.5%	176	10.3%
PhD	253	6.0%	23	1.3%
Total	4,225	100.0%	1,707	100.0%

Source: PRONicaragua.

Master's Degrees predominate in Economy and Business with 967 students enrolled in 2020 and specializations predominate in Medical Sciences with 558 students enrolled. In the postgraduate studies, the areas of Economy

and Business predominate with 443 enrolled students. For their part, PhDs are mostly focused on Educational Sciences with 207 students enrolled.

Students by Type and Area of Study in 2020
(number)

Level	Agricultural	Education Science	Medical Science	Political and Legal Science	Economy and Business	Engineering and Architecture	Other areas of study	Total
Master's Degree	58	402	411	58	967	161	119	2,176
Specialization	0	232	558	0	64	26	31	911
Postgraduate Degree	11	0	71	0	443	85	0	610
Diploma	0	21	55	0	137	2	60	275
PhD	0	207	46	0	0	0	0	253
Total	69	862	1,141	58	1,611	274	210	4,225

Source: PRONicaragua.

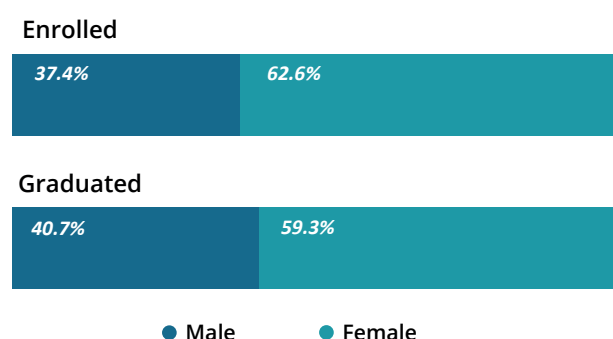
Medical Sciences

In the area of Medical Sciences, a total of 1,141 students enrolled in postgraduate courses were reported for 2020, of which 12.9 percent correspond to PhDs / Master's / postgraduate studies in Public Health and Nutrition. Likewise, in terms of specialties, the Master's Degree / specialty in Dentistry stands out with 11.7 percent.

Postgraduate Degree Students in the Area of Medical Science in 2020 (number)					
Area	Classification	Enrolled	%	Graduates	%
Public Health and Nutrition	PhD/Master's/Postgraduate	147	12.9%	75	12.7%
Dentistry	Master's/Specialty/Diploma	133	11.7%	36	6.1%
Psychology and Psychiatry	Master's/Specialty	99	8.7%	6	1.0%
Gynecology and Obstetrics	Master's/Specialty	94	8.2%	72	12.2%
Internal Medicine	Specialty	83	7.3%	80	13.6%
Surgery	Specialty	69	6.0%	31	5.3%
Pediatrician	Specialty	59	5.2%	68	11.5%
Other areas	N/A	457	40.1%	221	37.5%
Total	N/A	1,141	100.0%	589	100.0%

Source: PRONicaragua.

Enrolled and Graduated by Gender



Source: PRONicaragua.

When carrying out the analysis of registered students and graduates by gender, it can be observed that the area of Medical Sciences is mainly made up of the female gender with 62.6 percent of the total enrolled and with 59.3 percent of the graduates. For its part, the male gender represented 37.4 percent of those enrolled and 40.7 percent of graduates.

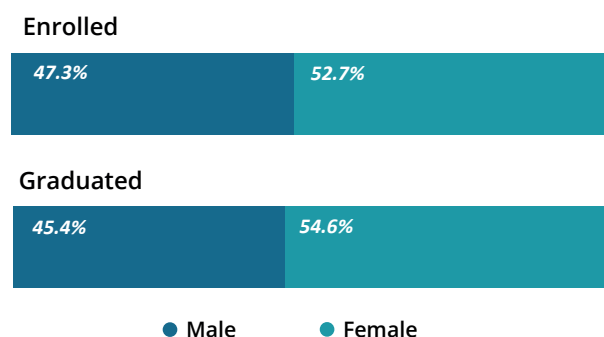
Economy and Business

In 2020, the Economy and Business area had a total of 1,611 enrolled students and 667 graduates. The Business Administration area represented the largest number of students, both enrolled (30.2%) and graduates (30%).

Postgraduate Students in the Area of Economy and Business in 2020 (number)					
Area	Classification	Enrolled	%	Graduates	%
Business Administration	Master's/Postgraduate/Diploma	486	30.2%	200	30.0%
Finance	Master's/Postgraduate/Diploma	425	26.4%	116	17.4%
Accounting	Master's/Postgraduate	168	10.4%	63	9.4%
Marketing	Master's/Postgraduate	159	9.9%	114	17.1%
Projects	Master's/Postgraduate/Diploma	99	6.1%	45	6.7%
Human Resources	Master's/Postgraduate	92	5.7%	68	10.2%
Economy	Master's/Postgraduate	53	3.3%	18	2.7%
Sales	Postgraduate	12	0.7%	12	1.8%
Other areas	N/A	117	7.3%	31	4.6%
Total	N/A	1,611	100.0%	667	100.0%

Source: PRONicaragua.

Enrolled and Graduated by Gender



Source: PRONicaragua.

When carrying out the analysis of enrolled students and graduates by gender, it can be observed that the Economy and Business area is mainly made up of the female gender with 52.7 percent of the total enrolled and with 54.6 percent of the graduates; meanwhile, the male gender represented 47.3 percent of those enrolled and 45.4 percent of graduates.

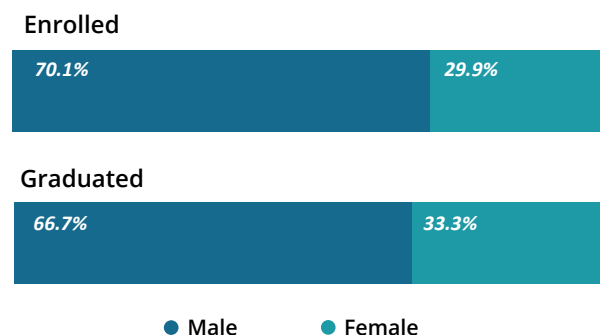
Engineering and Architecture

In the area of Engineering and Architecture, a total of 274 enrolled students and a total of 138 graduated students were registered for 2020. The Master's Degree in Civil and Construction was the one that had the most students enrolled with 40.1 percent of the total. Followed by the Master's Degree in Networks, Informatics, Systems and Software, which had a total of 39.4 percent enrolled students.

Postgraduate Students in the Area of Engineering and Architecture in 2020 (number)					
Area	Classification	Enrolled	%	Graduates	%
Civil and Construction	Master's/Specialty/Postgraduate	110	40.1%	57	41.3%
Network, Informatics, Systems and Software	Master's/Postgraduate	108	39.4%	53	38.4%
Quality, Control and Processes	Postgraduate	44	16.1%	20	14.5%
Environment and Renewable Resources	Master's	12	4.4%	8	5.8%
Other areas	N/A	0	0.0%	0	0.0%
Total	N/A	274	100.0%	138	100.0%

Source: PRONicaragua.

Enrolled and Graduated by Gender



Source: PRONicaragua.

Postgraduate studies in Engineering and Architecture were mostly composed of the male gender with 70.1 percent of the students enrolled and 66.7 percent of the graduates. On the other hand, the female gender represented 29.9 percent of enrolled students and 33.3 percent of graduates.

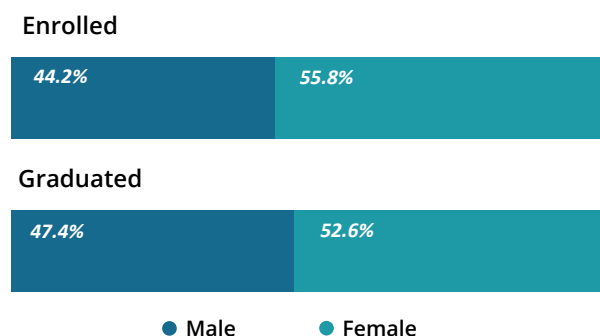
Education Sciences

Education Sciences had a total of 862 enrolled students and 154 graduate students in 2020, according to the universities that reported. It is worth mentioning that the Management and Quality of Education is the one that outstands the most with a total of 536 students enrolled and 91 graduates in Master's Degrees; followed by the Master's Degree in Teacher Training with a total of 251 enrolled students and 56 graduates.

Postgraduate Students in the Area of Education Science in 2020 (number)					
Area	Classification	Enrolled	%	Graduates	%
Management and Quality of Education	PhD/Master's/Specialty	536	62.2%	91	59.1%
Teacher Training	PhD/Master's/Diploma	251	29.1%	56	36.4%
Research Methods	PhD/Master's/Specialty	75	8.7%	7	4.5%
Total	N/A	862	100.0%	154	100.0%

Source: PRONicaragua.

Enrolled and Graduated by Gender



Source: PRONicaragua.

Most of the postgraduate studies in Education Sciences were composed of the female gender who represented 55.8 percent of those enrolled and 52.6 percent of graduates; on the other hand, the male gender represented 44.2 percent of enrolled students and 47.4 percent of graduates.

Political and Legal Sciences

Political and Legal Sciences had 58 students enrolled and 34 graduates by 2020. The Master's Degree in Tax Law is the postgraduate study with the highest participation with 50 percent of enrolled students and 85.3 percent of graduated students; followed by the Master's Degree in Criminal Law with 50 percent of enrolled students and 11.8 percent of graduated students.

Postgraduate Students in the Area of Political and Legal Sciences in 2020
(number)

Area	Classification	Enrolled	%	Graduates	%
Tax Law	Master's	29	50.0%	29	85.3%
Criminal Law	Master's	29	50.0%	4	11.8%
Judicial Facilitation	N/A	0	0.0%	1	2.9%
Total	N/A	58	100.0%	34	100.0%

Source: PRONicaragua.

Enrolled and Graduated by Gender

Enrolled



Graduated



● Male ● Female

Source: PRONicaragua.

The area of Political and Legal Sciences was made up mainly of the male gender, representing 69 percent of enrolled students and 64.7 percent of graduates. On the other hand, the female gender represented 31 percent of those enrolled and 35.3 percent of graduates.

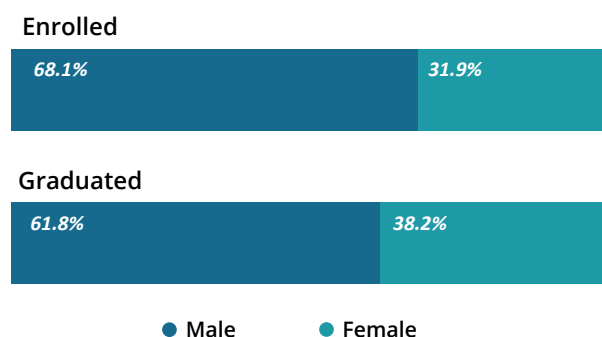
Agricultural

In the Agricultural study area, a total of 69 enrolled students and a total of 34 graduated students in postgraduate studies were reported for 2020. In this area, the study that stands out the most is the Master's Degree in Sanitation Measures with 39.1 percent of enrolled students and 35.3 percent of total graduates. In a second place, the Master's Degree in Livestock stands out with 26.1 percent of students enrolled, but without graduates at the cut of the study.

Postgraduate Students in the Agricultural Area in 2020 (number)					
Area	Classification	Enrolled	%	Graduates	%
Sanitation Measures	Master's/Postgraduate	27	39.1%	12	35.3%
Livestock	Maestría	18	26.1%	0	0.0%
Renewable Resources	Maestría	15	21.7%	9	26.5%
Agribusiness	Maestría	9	13.0%	6	17.6%
Industrial Technology	Maestría	0	0.0%	7	20.6%
Total	N/A	69	100.0%	34	100.0%

Source: PRONicaragua.

Enrolled and Graduated by Gender



Source: PRONicaragua.

Agricultural postgraduate studies are mostly represented by the male gender with 68.1 percent of students enrolled and 61.8 percent of graduates. On the other hand, the female gender represented 31.9 percent of enrolled students and 38.2 percent of graduates.

ADVANCED TECHNICIAN

At the advanced technician level, according to the universities that reported, a total of 4,995 enrolled students and 443 graduates were obtained. The area of study with the

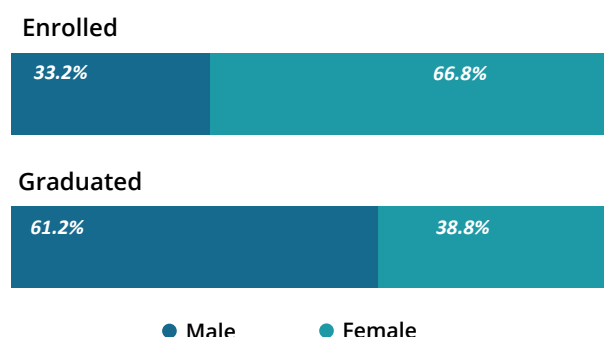
highest representation is nursing with 51.9 percent participation of enrolled students, followed by Agriculture and Agribusiness with 14.3 percent participation.

Advanced Technician Students by Career type in 2020
(*number of students*)

Type of Career	Enrolled	Graduates without degree	Graduate Students	%	Graduates	%
Nursing	2,331	51.9%	593	72.9%	203	45.8%
Agricultural and Agribusiness	641	14.3%	54	6.6%	12	2.7%
Other areas	455	10.1%	59	7.2%	69	15.6%
Pharmacy	384	8.5%	1	0.1%	0	0.0%
Education	286	6.4%	60	7.4%	136	30.7%
Informatics and Technology	191	4.2%	26	3.2%	17	3.8%
Hygiene and Safety	115	2.6%	3	0.4%	5	1.1%
Economy and Business	92	2.0%	18	2.2%	1	0.2%
Total	4,495	100%	814	100.0%	443	100.0%

Source: PRONicaragua.

Enrolled and Graduated by Gender



Source: PRONicaragua.

At the advanced technical level, the female gender is the most representative, with 66.8 percent of enrolled students and 38.8 percent of graduates. On the other hand, the male gender represented 33.2 percent of registered and 61.2 percent of graduates.

When carrying out the analysis by department, it can be highlighted that the most representative departments are León with a participation in enrolled students of 23.1 percent

and 47.4 percent of graduates; followed by the department of Jinotega with a participation in enrolled students of 18.3 percent.

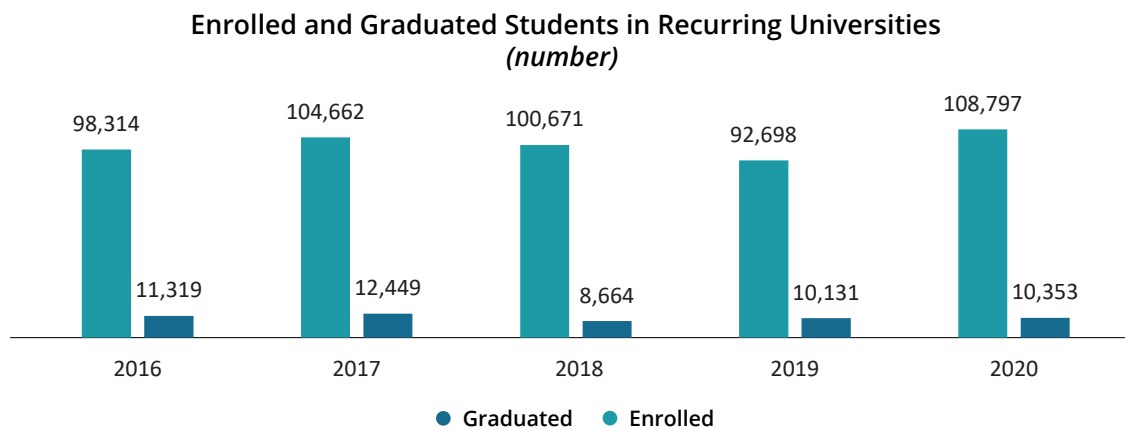
Advanced Technician Students in 2020 (number and percentage)						
Department	Enrolled	Graduates without degree	Graduate Students	%	Graduates	%
León	1,040	23.1%	135	16.6%	210	47.4%
Jinotega	823	18.3%	163	20.0%	55	12.4%
Chinandega	752	16.7%	78	9.6%	10	2.3%
Managua	617	13.7%	128	15.7%	98	22.1%
Madriz	407	9.1%	119	14.6%	29	6.5%
RAACN	377	8.4%	14	1.7%	0	0.0%
Chontales	276	6.1%	126	15.5%	19	4.3%
RAACS	147	3.3%	1	0.1%	6	1.4%
Estelí	56	1.2%	50	6.1%	1	0.2%
Carazo	0	0.0%	0	0.0%	4	0.9%
Matagalpa	0	0.0%	0	0.0%	11	2.5%
Total	4,495	100.0%	814	100.0%	443	100.0%

Source: PRONicaragua.

HISTORICAL ANALYSIS

In order to understand the historical behavior of the university sector's performance, it was decided to carry out an analysis of the universities that have been recurrent in their participation in this study in the last 5 years and thus be able to evaluate

their evolution over time. In accordance with the above, it is important to mention that 15 universities have sent their statistics continuously from 2016 to 2020; which have had a very diverse behavior throughout these years.

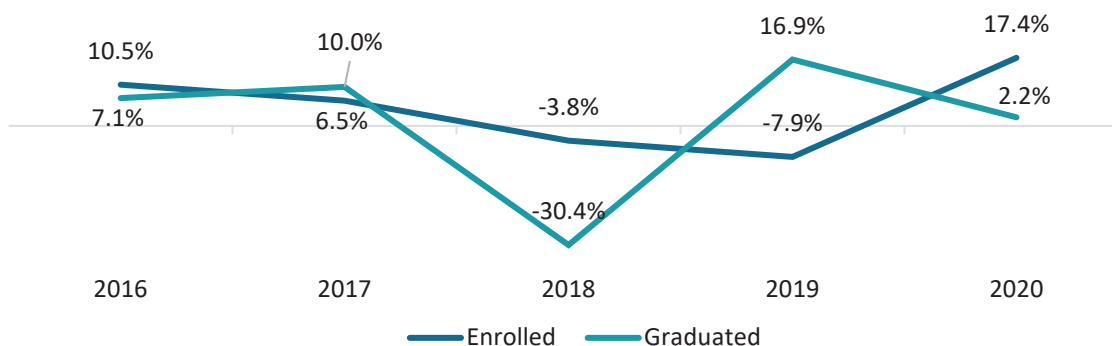


Source: PRONicaragua.

The highest growth rate of students enrolled in this period was reached in 2020 with a 17.4 percent increase, and the lowest value was in 2019 with a drop of -7.9 percent. In 2020 a significantly positive growth rate is reflected compared to the previous year, registering a total of 108,797 students.

For its part, the growth rate of graduate students for recurring universities presents a growing trend, in 2019 a -7.9 percent was registered and in 2020 it increased to 2.2 percent. In 2020, a total of 10,353 graduate students were registered for the universities that reported recurrently.

**Growth Rate of Enrolled and Graduated Students in Recurring Universities
2015-2020
(percentage)**



Source: PRONicaragua.

Regarding the areas of study, Economy and Business and Engineering and Architecture stand out with 26,803 and 23,236 students enrolled in 2020, which together represented 45.9 percent of the total students enrolled for that year. On the other hand, the area that has

the fewest enrolled students in these universities is Other Areas of Studies with 3,351 students that correspond to 3.08 percent of the total enrolled.

**Enrolled Students by Area of Study in Recurring Universities
(number)**

Area	2016	2017	2018	2019	2020
Economy and Business	26,445	29,494	24,488	21,660	26,803
Engineering and Architecture	17,759	18,573	23,220	19,922	23,236
Education Science	16,388	16,807	19,387	17,349	20,992
Medical Science	16,493	17,561	18,258	17,761	20,756
Agricultural	8,692	8,628	7,630	8,240	9,541
Political and Legal Science	6,134	5,720	3,929	3,831	4,118
Other Areas of Study	6,403	7,879	3,759	3,935	3,351
Total	98,314	104,662	100,671	92,698	108,797

Source: PRONicaragua.

CONCLUSIVE ANALYSIS

After having analyzed the descriptive statistics of the university population for the year 2020, it was obtained that the total number of students who finished their studies was 21,589 (sum of graduate students - those who have successfully completed the study program or academic curriculum; but do not have a university degree due to not meeting the graduation requirements - and graduates), which represent new professionals who are integrating into the labor market. It is important to highlight that, of this total, 51 percent correspond to graduates; that is, those who already have their university degree; while the remaining 49 percent are graduate students, who are in the process of obtaining their degree.

Within the areas with the greatest participation of new professionals, the ones that lead are Economy and Business, Engineering and Architecture and Medical Sciences. Together, these three areas accounted for 61.4 percent of new professionals.

New Professionals by Area (number and percentage)				
Area	Graduate Students	Graduates	New Professionals	%
Economy and Business	2,753	2,761	5,514	25.5%
Engineering and Architecture	2,077	1,756	3,833	17.8%
Medical Science	1,917	1,983	3,900	18.1%
Education Science	2,028	2,967	4,995	23.1%
Agriculture	930	838	1,768	8.2%
Political and Legal Science	483	339	822	3.8%
Other areas of Study	380	377	757	3.5%
Total	10,568	11,021	21,589	100.0%

Source: PRONicaragua.

When analyzing the students by gender, it can be observed that the female gender predominates in the study areas of Economics and Business, Medical Sciences, Education Sciences and Political Sciences. For its part, the male gender predominates in the areas of study of Engineering and Architecture, and Agriculture. In total, women represented 59.1 percent of new professionals and men 40.9 percent.



www.pronicaragua.gob.ni

info@pronicaragua.gob.ni

+505 2252 7690

